






## Time Movements at a Glance

MODEL	NAME #	LH †	RH †	NON-RESET		MAXIMUM HOUR						KEY
				RESET	RESET	144	160	162	168	199	999	
	STB 104Y	STD	OPT	STD	OPT	STD	---	OPT*	---	---	---	Wk4
	Diebold 127R	STD	OPT	STD	OPT	STD	---	---	---	---	---	Wk4
	Mosler 126R	STD	---	STD	---	---	---	---	OPT	---	---	Wk6
	Lefebure 104L	STD	---	OPT	STD	STD	---	---	---	---	---	Wk4
	Kumahira 104K	STD	---	STD	---	STD	---	---	---	---	---	Wk4
	STB 114E	---	---	STD	OPT	---	---	---	---	STD	OPT	Wk4
	STB 134N	---	---	STD	---	---	---	---	---	---	STD	Wk4

\*OPT - special order

† All timemovements are wound counterclockwise to set the locking time. Handing is determined with the display wheel at rest and the position of the pointer (indicator) at rest.

LH movements will have the "0" hour mark to the left of the indicator.

RH movements will have the "0" hour mark to the right of the indicator.